

Research article

Open Access

Interaction of 2-aminopyrimidine with dichloro-[1-alkyl-2-(naphthylazo)imidazole]palladium(II) complexes : Kinetic and mechanistic studies

Pradip Kumar Ghosh, Sushanta Saha and Ambikesh Mahapatra*

Address: Department of Chemistry, Jadavpur University, Kolkata 700 032, India

Email: Pradip Kumar Ghosh - jupradip@yahoo.com; Sushanta Saha - sushanta_9m2002@yahoo.co.in; Ambikesh Mahapatra* - ambikesh_ju@yahoo.com

* Corresponding author

Published: 16 October 2007

Received: 29 August 2007

Chemistry Central Journal 2007, 1:23 doi:10.1186/1752-153X-1-23

Accepted: 16 October 2007

This article is available from: <http://journal.chemistrycentral.com/content/1/1/23>

© 2007 Ghosh et al

This is an Open Access article distributed under the terms of the Creative Commons Attribution License (<http://creativecommons.org/licenses/by/2.0>), which permits unrestricted use, distribution, and reproduction in any medium, provided the original work is properly cited.

Abstract

Background: The anticancer properties of cisplatin and palladium(II) complexes stem from the ability of the *cis*-MCl₂ fragment to bind to DNA bases. However, cisplatin also interacts with non-cancer cells, mainly through bonding molecules containing -SH groups, resulting in nephrotoxicity. This has aroused interest in the design of palladium(II) complexes of improved activity and lower toxicity. The reaction of DNA bases with palladium(II) complexes with chelating N,N' donors of the *cis*-MCl₂ configuration constitutes a model system that may help explore the mechanism of cisplatin's anticancer activity. Heterocyclic compounds are found widely in nature and are essential to many biochemical processes. Amongst these naturally occurring compounds, the most thoroughly studied is that of pyrimidine. This was one of the factors that encouraged this study into the kinetics and mechanism of the interaction of 2-aminopyrimidine (2-NH₂-Pym) with dichloro-[1-alkyl-2-(α -naphthylazo)imidazole]palladium(II) [Pd(α -NaiR)Cl₂, **1**] and dichloro-[1-alkyl-2-(β -naphthylazo)imidazole]palladium(II) [Pd(β -NaiR)Cl₂, **2**] complexes where the alkyl R = Me (**a**), Et (**b**), or Bz (**c**).

Results: 2-NH₂-Pym reacts with **1a**, **1b**, and **1c** to yield [(1-alkyl-2-(α -naphthylazo)imidazole)bis(2-aminopyrimidine)]palladium(II) (**3a**, **3b**, **3c**) dichloride and with **2a**, **2b**, and **2c** to yield [(1-alkyl-2-(β -naphthylazo)imidazole)bis(2-aminopyrimidine)]palladium(II) (**4a**, **4b**, **4c**) dichloride in an acetonitrile (MeCN) medium. The products were characterized using spectroscopic techniques (FT-IR, UV-Vis, NMR). The ligand substitution reactions follow second order kinetics – first order dependence on the concentration of the Pd(II) complex and 2-NH₂-Pym. Addition of LiCl to the reaction does not influence its rate. The thermodynamic parameters (standard enthalpy of activation, $\Delta^\ddagger H^\circ$ and standard entropy of activation, $\Delta^\ddagger S^\circ$) were determined from variable temperature kinetic studies. The magnitude of the second order rate constant, k_2 , at 298 K, was shown to increase thus: **b** < **a** < **c** as well as **1** < **2**.

Conclusion: The kinetics of the reaction between Pd(II) complexes (**1** and **2**) and 2-NH₂-Pym were examined spectrophotometrically at 530 nm in MeCN under pseudo-first-order conditions. The reaction rate is largely influenced by the π -acidity of the chelating ligand, with substitution in the naphthyl azoimidazole backbone influencing the rate of the substitution process. The activation parameters, $\Delta^\ddagger H^\circ$ and $\Delta^\ddagger S^\circ$, were determined and support the kinetic rate data.

enthalpy of activation ($\Delta^\ddagger H^\circ$) and standard entropy of activation ($\Delta^\ddagger S^\circ$) was calculated using Eyring plots (Figures 4 and 5), which are recorded in Table 2. The activation parameter values support the experimental k_2 -values. The order for the $\Delta^\ddagger H^\circ$ and $\Delta^\ddagger S^\circ$ values is : $b > a > c$ and $1 > 2$. The iso-kinetic plot (Figure 6) suggests an identical mechanism as that for the reaction of $\text{Pd}(\text{N,N}')\text{Cl}_2$ with 2-NH₂-Pym. Kinetic studies in the presence of externally added Cl⁻ ions (LiCl) reveal that the rate as well as k_{obs} almost remain unchanged with variation of $[\text{Cl}^-]_0$ when all other variants are constant, thus supporting the mechanism outline (see Scheme 2). The dissociation of the first Pd-Cl bond is the rate-determining step, and is therefore not affected by externally Cl⁻ ion as LiCl. The reaction

product was isolated and characterized as $[\text{Pd}(\text{N,N}')(\text{2-NH}_2\text{-Pym})_2](\text{ClO}_4)_2$.

The overall nucleophilic substitution process involves direct displacement of 2 Cl⁻ ions by 2-NH₂-Pym (see Scheme 3), with the observed rate expressed as :

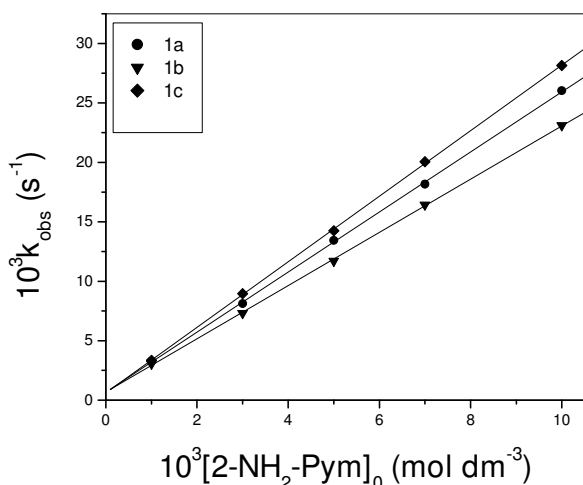
$$\text{Rate} = \{k_0 + k_2 [2\text{-NH}_2\text{-Pym}]_0 [\text{Pd}(\text{N,N}')\text{Cl}_2]\} = k_{\text{obs}} [\text{Pd}(\text{N,N}')\text{Cl}_2], \text{ with, } k_{\text{obs}} = k_0 + k_2 [2\text{-NH}_2\text{-Pym}]_0 \text{ and } k_2 = k/K.$$

where k_0 and k_2 are the intercept and the slope of the plot of k_{obs} versus $[2\text{-NH}_2\text{-Pym}]_0$ respectively. The values of k_0 and k_2 are constant when the temperature is constant. The nucleophile is an N donor ligand. It is probable that the

Table 1:

$\text{Pd}(\text{NN}')\text{Cl}_2$	$10^3 [2\text{-NH}_2\text{-Pym}]_0$ (mol dm ⁻³)	$10^3 k_{\text{obs}}$ (s ⁻¹)	k_2 (dm ³ mol ⁻¹ s ⁻¹)	k_0 (s ⁻¹)
1a	1.00	3.28	2.53	0.67
	3.00	8.12		
	5.00	13.45		
	7.00	18.17		
	10.00	26.03		
1b	1.00	3.06	2.24	0.69
	3.00	7.32		
	5.00	11.70		
	7.00	16.43		
	10.00	23.11		
1c	1.00	3.35	2.68	0.61
	3.00	8.95		
	5.00	14.25		
	7.00	20.05		
	10.00	28.15		
	1.00	4.20		
2a	3.00	11.95	3.85	0.33
	5.00	19.33		
	7.00	27.35		
	10.00	38.80		
	1.00	3.76		
2b	3.00	10.52	3.65	0.11
	5.00	18.46		
	7.00	26.79		
	10.00	35.97		
2c	1.00	4.47	4.13	0.19
	3.00	13.06		
	5.00	19.65		
	7.00	29.52		
	10.00	41.63		

Observed pseudo-first-order rate constants (k_{obs}) for the reactions of 2-aminopyrimidine with dichloro-{1-alkyl-2-(α -naphthylazo)imidazole}palladium(II) (**1**) and dichloro-{1-alkyl-2-(β -naphthylazo)imidazole}palladium(II) (**2**) complexes where the alkyl R = Me(**a**), Et(**b**), or Bz(**c**) in MeCN : $[\text{Pd}(\text{NN}')\text{Cl}_2]_0 = 1.0 \times 10^{-4}$ mol dm⁻³, Temperature = 298 K.

**Figure 2**

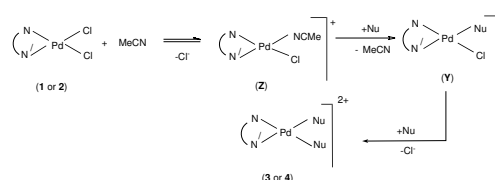
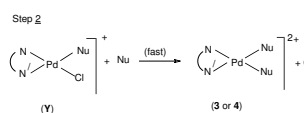
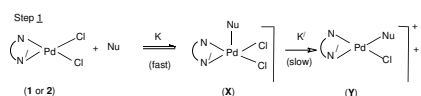
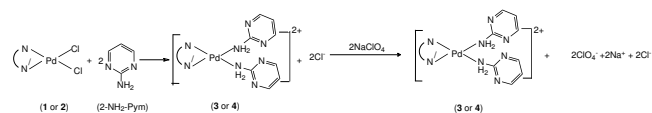
Plots of k_{obs} versus $[2-NH_2-Pym]_0$ for the reactions: $Pd(\alpha-NaiR)Cl_2 + 2-NH_2-Pym$ in MeCN; where $[Pd(\alpha-NaiR)Cl_2]_0 = 1.00 \times 10^{-4} \text{ mol dm}^{-3}$ and temperature = 298 K.

basic N coordinates quickly with the positively charged metal centre. The first step of the reaction is the formation of a five-coordinated square pyramidal species (X) from the complex (1 or 2) with 2-NH₂-Pym. This species quickly converts into a more stable four coordinated square planar species (Y) by dissociation of first Pd-Cl bond. The second nucleophile coordinates rapidly with the mono positive species (Y), forming the final product (3 or 4) by simultaneous dissociation of second Pd-Cl bond. Because the first Pd-Cl bond cleavage is possibly slow, the step is therefore rate determining. This is supported by there being no effect on reaction rate from externally added Cl⁻ as LiCl. A plausible mechanism, outlined in Scheme 2, initially involves two competing steps: the first, a solvation step where coordinating solvent, MeCN, forms a solvated species $Pd(N,N')Cl_2(MeCN)$ (Z); and the second, a nucleophilic attack by 2-NH₂-Pym (Scheme 2). Though the steric crowding of the α -/ β -naphthyl group in N,N'/chelating ligand is significant its strong electron withdrawing ability resulting from conjugation, stabilizes the chelated $Pd(N,N')$ species, rather than resulting in dechelation.

The kinetic data in Table 1 reveal that the magnitude of k_2 increases thus: $b < a < c$. This is because of the electron withdrawing tendency of Bz group is greater than that of Me whilst that of the Me group it is slightly greater than for Et.

Conclusion

The kinetics of the interaction between $Pd(N,N')Cl_2$ and 2-NH₂-Pym were examined spectrophotometrically at 530 nm in MeCN under pseudo-first-order reaction conditions. The reactions are first order with respect to the Pd(II) complex and 2-NH₂-Pym. The rate of reaction is largely influenced by the π -acidity of the chelating ligand; substitution in the naphthyl azoimidazole backbone influences greatly the rate of the substitution. The reaction activation parameters, $\Delta^\ddagger H^\circ$ and $\Delta^\ddagger S^\circ$, were calculated and correlate well with the kinetic rate data. The products isolated from the reaction between $Pd(N,N')Cl_2$ and 2-NH₂-Pym in MeCN were characterized by spectroscopically, and the composition being confirmed as $[Pd(N,N')(2-NH_2-Pym)_2](ClO_4)_2$.

**Scheme 2****Scheme 3**

Experimental

The Pd(II) complexes were prepared according to a reported procedure [38,18]. 2-aminopyrimidine was obtained from Sigma-Aldrich. Acetonitrile (MeCN) was purified using a known procedure [39,40]. All kinetic and spectroscopic measurements were recorded on an Agilent 8453E UV-visible Spectroscopy System. Quartz cells (1.0 cm path length) from Hellma were used. IR spectra (KBr pellet) were recorded on a FT-IR Spectrophotometer Spectrum RX1, Perkin-Elmer. ¹H NMR spectra were carried out on a 300 MHz Bruker NMR instrument in CD₃CN using TMS as the internal standard. Microanalyses were carried out on a Perkin-Elmer 2400 CHN elemental analyzer. The specific conductance was measured on a JENCONS 4010 Conductivity Meter. Rate constants and standard devia-

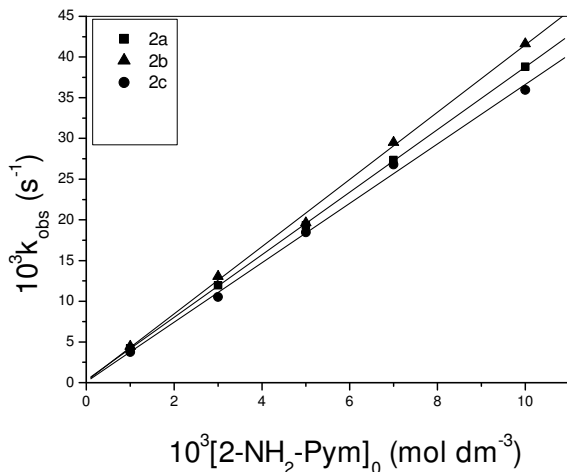


Figure 3

Plots of k_{obs} versus $[2-NH_2-Pym]_0$ for the reactions: $Pd(\beta-NaiR)Cl_2 + 2-NH_2-Pym$ in MeCN, where $[Pd(\beta-NaiR)Cl_2]_0 = 1.00 \times 10^{-4} \text{ mol dm}^{-3}$ and temperature = 298 K.

tions were calculated by linear regression using a PC-based programme, Microcal-origin version Origin-6.1.

For the kinetic measurements, stock solutions of the Pd(II) complexes (*ca.* $10^{-3} \text{ mol dm}^{-3}$) and of 2-amino-pyrimidine (2-NH₂-Pym) (*ca.* $10^{-2} \text{ mol dm}^{-3}$) were prepared in dry MeCN. Solutions of different concentrations were prepared by quantitatively diluting stock solutions using dry MeCN. All experiments were performed at 298 K (unless otherwise stated) by mixing the required volumes of the thermostated reactants, before being transferred into the absorption cells (1.0 cm length). On addition of 2-amino-pyrimidine (2-NH₂-Pym) to the solution of Pd(N,N')Cl₂ (1 or 2) in MeCN the orange solution changes to yellow-orange. The influence of the addition of 2-amino-pyrimidine (2-NH₂-Pym) on the spectra of Pd(α-NaiEt)Cl₂ (1b) is shown in the Figure 7. The change proceeds through a single isosbestic point at *ca.* 412 nm. The decrease in absorbance of the reaction mixture was recorded automatically at *ca.* 530 nm as a function of time. A_{∞} was measured after ~24 h of mixing, when the absorbance became constant. In all experiments, the initial molar concentration of 2-NH₂-Pym, $[2-NH_2-Pym]_0$ was kept at least ten times higher than Pd(II) complex concentration so as to maintain pseudo-first-order kinetic conditions. Pseudo-first-order rate constants, k_{obs} , were obtained from the slopes of the plots of $(A_t - A_{\infty})$ versus time (Figure 8) where A_t = absorbance of the reaction mixture at time, t (s) after mixing of 2-NH₂-Pym solution, and A_{∞} = absorbance of same after completion of the reaction.

Synthesis of $[Pd(\alpha-NaiEt)(2-NH_2-Pym)_2](ClO_4)_2$ (3b-diperchlorate)

To the MeCN solution of the complex Pd(α-NaiEt)Cl₂ (25 mg, $5.85 \times 10^{-2} \text{ mmol}$), 2-NH₂-Pym (5.6 mg, $5.89 \times 10^{-2} \text{ mmol}$) was added and the resulting orange-colored solution stirred for about 24 h. Next, the solution was filtered and allowed to evaporate to dryness at room temperature. The resulting mass was then dissolved in methanol, before the addition of an aqueous solution of 1 g of NaClO₄. The resulting brown precipitate was filtered and washed with water. The dried product was then chromatographed over silica gel, with MeCN eluting an orange band. A yield of 29 mg (65.91%) was obtained.

All other complexes were prepared using the same procedure with yields varying from 58–70%.

Microanalytical data of the products are as follows: For $[Pd(\alpha-NaiMe)(2-NH_2-Pym)_2](ClO_4)_2$ (3a-diperchlorate): *Anal.* Found: C, 36.02; H, 3.04; N, 19.59%. Calc. for C₂₂H₂₂O₈N₁₀PdCl₂: C, 36.10; H, 3.01; N, 19.14%. For $[Pd(\alpha-NaiEt)(2-NH_2-Pym)_2](ClO_4)_2$ (3b-diperchlorate): *Anal.* Found: C, 37.10; H, 3.30; N, 18.69%. Calc. for C₂₃H₂₄O₈N₁₀PdCl₂: C, 37.03; H, 3.22; N, 18.78%. For $[Pd(\alpha-NaiBz)(2-NH_2-Pym)_2](ClO_4)_2$ (3c-diperchlorate): *Anal.* Found: C, 41.72; H, 3.21; N, 17.11%. Calc. for C₂₈H₂₆O₈N₁₀PdCl₂: C, 41.62; H, 3.22; N, 17.34%. For $[Pd(\beta-NaiMe)(2-NH_2-Pym)_2](ClO_4)_2$ (4a-diperchlorate): *Anal.* Found: C, 36.18; H, 3.02; N, 19.36%. Calc. for C₂₂H₂₂O₈N₁₀PdCl₂: C, 36.10; H, 3.01; N, 19.14%. For $[Pd(\beta-NaiEt)(2-NH_2-Pym)_2](ClO_4)_2$ (4b-diperchlorate): *Anal.* Found: C, 37.08; H, 3.25; N, 18.75%. Calc. for C₂₃H₂₄O₈N₁₀PdCl₂: C, 37.03; H, 3.22; N, 18.78%. For $[Pd(\beta-NaiBz)(2-NH_2-Pym)_2](ClO_4)_2$ (4c-diperchlorate): *Anal.* Found: C, 41.60; H, 3.23; N, 17.30%. Calc. for C₂₈H₂₆O₈N₁₀PdCl₂: C, 41.62; H, 3.22; N, 17.34%.

Product characterization

To the MeCN solution of the complex, Pd(N,N')Cl₂, 2-NH₂-Pym was added and the orange-colored solution was stirred for about 24 h. Next the solution was filtered and allowed to evaporate to dryness at near to room temperature. The resulting solid was dissolved in methanol, before the addition of aqueous NaClO₄. The brown precipitate was filtered, washed with water and cold MeCN. The dried product was chromatographed over silica gel with MeCN eluting an orange-red band. Finally the micro-analytical data in addition to U.V.-Vis, IR, NMR (Table 3) spectral data were obtained for the dried product. The molar conductivity data for the compound in a MeCN solution ($\Lambda_M = 120\text{--}155 \text{ S cm}^2 \text{ mol}^{-1}$) showed the 1:2 electrolytic nature of the complexes. The IR spectra of the complexes display stretch at 1350–1370 cm⁻¹ which corresponds to $\nu(N=N)$, thus showing a red shift of 10–15 cm⁻¹ with respect to Pd(N,N')Cl₂ [25]. This may be attributed to the charge

delocalization from the coordinated 2-NH₂-Pym to the chelated N,N'/ligand. The binding mode was indirectly established by the disappearance of two $\nu(\text{Pd-Cl})$ bands corresponding to the *cis*-PdCl₂ configuration [21,38,41]. All the complexes exhibit a structure-less band at 1090 – 1100 cm⁻¹ corresponding to $\nu(\text{ClO}_4)$, suggesting lack of a significant interaction in the solid state [42]. The coordinated 2-NH₂-Pym shows $\nu(\text{NH}_2)$ as a doublet at *ca.* 3135 and 3200 cm⁻¹.

The electronic spectra of the complexes were recorded in the range of 900 – 200 nm in MeCN. The absorptions below 400 nm are due to intramolecular charge transfer and therefore do not need to be considered further. The absorption band in the range 500 – 530 nm for all the complexes is absent in free ligands, and may represent

charge transfer transitions localized on the metallated fragment [43].

The H NMR spectra of the complexes were recorded in CD₃CN (Table 3). The proton-numbering is outlined in Scheme 1. The data reveal that the signals in the complexes are shifted downfield relative to the free ligand values [34] supporting the coordination of ligand to Pd(II). An important feature of the spectra is the general shifting observed for the imidazole protons 4-H and 5-H to lower δ -values relative to naphthyl protons (6-H – 13-H); the imidazole protons are shifted by 0.1–0.2 ppm compared to the free ligand position.

This supports the strong preference of the binding of imidazole-N to Pd(II). The Naphthyl protons appear as mul-

Table 2:

Pd(N,N')Cl ₂	Temperature (K)	k_2 (dm ³ mol ⁻¹ s ⁻¹)	$\Delta^\ddagger H^\circ$ (kJ mol ⁻¹)	$\Delta^\ddagger S^\circ$ (J K ⁻¹ mol ⁻¹)
1a	293	2.03	29.12	-139.51
	298	2.53		
	303	3.12		
	308	3.82		
	313	4.66		
1b	293	1.80	33.84	-124.46
	298	2.24		
	303	2.93		
	308	3.69		
	313	4.62		
1c	293	2.31	23.30	-158.38
	298	2.68		
	303	3.26		
	308	3.84		
	313	4.50		
2a	293	3.38	14.44	-185.32
	298	3.85		
	303	4.26		
	308	4.76		
	313	5.30		
2b	293	3.18	21.16	-162.87
	298	3.85		
	303	4.41		
	308	5.14		
	313	5.98		
2c	293	3.82	9.52	-201.16
	298	4.13		
	303	4.49		
	308	4.85		
	313	5.23		

Second order rate constants (k_2) at different temperatures and activation parameters for the reactions of 2-aminopyrimidine with dichloro-{1-alkyl-2-(α -naphthylazo)imidazole}palladium(II) (**1**) and dichloro-{1-alkyl-2-(β -naphthylazo)imidazole} palladium(II) (**2**) complexes where the alkyl R = Me(**a**), Et(**b**), or Bz(**c**) in MeCN : [Pd(N,N')Cl₂]₀ = 1.0 × 10⁻⁴ mol dm⁻³, [2-NH₂-Pym]₀ = 1.0 × 10⁻³ mol dm⁻³.

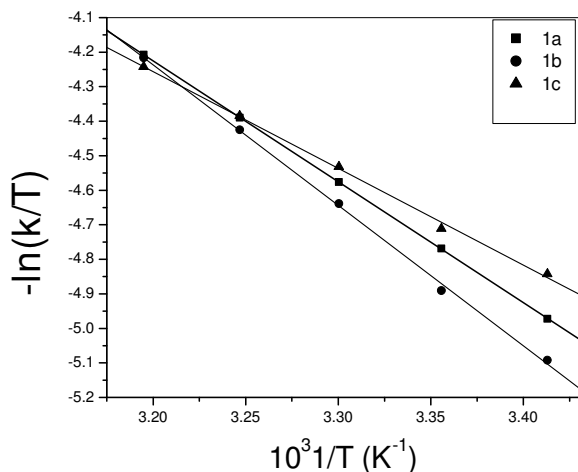


Figure 4
Plots of $\ln(k/T)$ versus $(1/T)$ for the reactions: $\text{Pd}(\alpha\text{-NaiR})\text{Cl}_2 + 2\text{-NH}_2\text{-Pym}$ in MeCN.

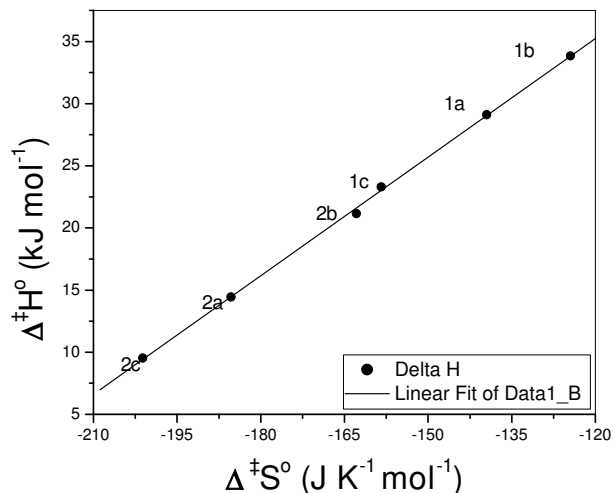


Figure 6
Plot of $\Delta^\ddagger H^\circ$ versus $\Delta^\ddagger S^\circ$, i.e., iso-kinetic plot for the reactions: $\text{Pd}(\text{R/aiR})\text{Cl}_2 + 2\text{-NH}_2\text{-Pym}$ in MeCN.

tiplets except for the broad singlet for 6-H and doublet for 8-H (in $[\text{Pd}(\alpha/\beta\text{-NaiR})(2\text{-NH}_2\text{-Pym})_2](\text{ClO}_4)_2$) and a doublet for 15-H in the case of all the complexes. The 1-alkyl group appears as a singlet to -N(1)-CH₃ of Me group in $[\text{Pd}(\alpha/\beta\text{-NaiMe})(2\text{-NH}_2\text{-Pym})_2](\text{ClO}_4)_2$; quartet to -N(1)-CH₂-, triplet to -CH₃ of Et group in $[\text{Pd}(\alpha/\beta\text{-NaiEt})(2\text{-NH}_2\text{-Pym})_2](\text{ClO}_4)_2$ and also singlet to -N(1)-CH₂- of Bz group in $[\text{Pd}(\alpha/\beta\text{-NaiBz})(2\text{-NH}_2\text{-Pym})_2](\text{ClO}_4)_2$ complexes. The $\delta(\text{NH}_2)$ appears as a broad band at ca. 4.30 ppm which is shifted to higher chemical

shift with respect to $\delta(\text{NH}_2)$ when the -NH₂ group is non coordinated. This also supports coordination of -NH₂ to Pd(II). Pyrimidine protons (a-H to c-H,) appear between 8.5 to 9.0 ppm, which confirms the coordination of 2-NH₂-Pym compared with the free amine [44].

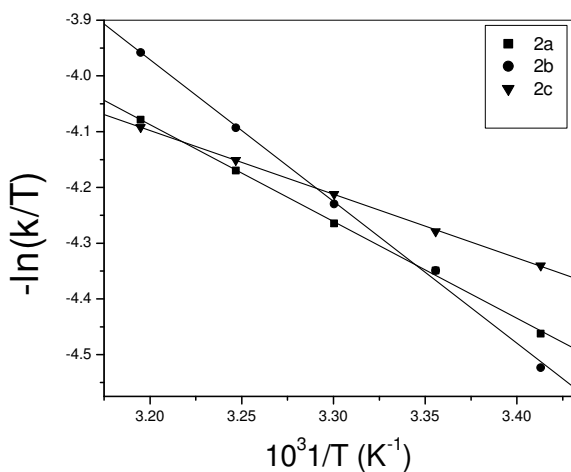


Figure 5
Plots of $\ln(k/T)$ versus $(1/T)$ for the reactions: $\text{Pd}(\beta\text{-NaiR})\text{Cl}_2 + 2\text{-NH}_2\text{-Pym}$ in MeCN.

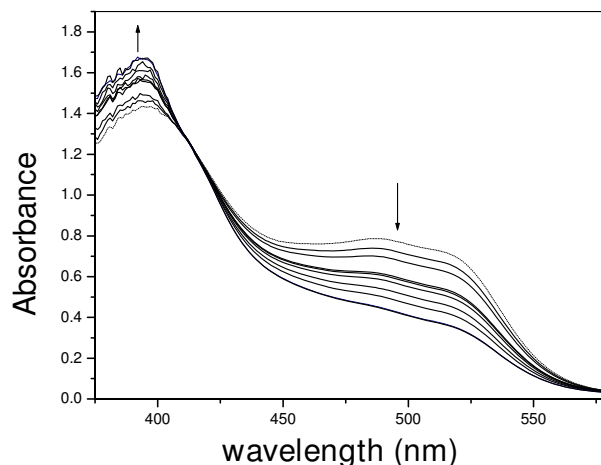
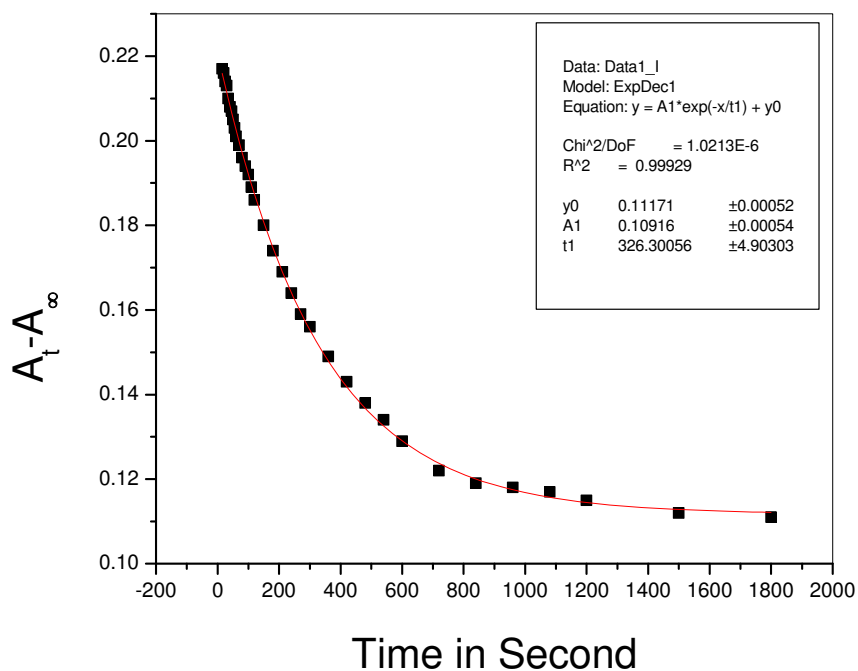


Figure 7
Spectra of $\text{Pd}(\alpha\text{-NaiEt})\text{Cl}_2$ in MeCN and the reaction mixture of $\text{Pd}(\alpha\text{-NaiEt})\text{Cl}_2$ and 2-NH₂-Pym in MeCN solution at 298 K. The arrows indicate decrease and increase of band intensities over the course of the reaction.

**Figure 8**

Plot of $(A_t - A_\infty)$ versus time(s) for reaction, where, $[Pd(\alpha\text{-NaiEt})Cl_2]_0 = 1.0 \times 10^{-4}$ mol dm⁻³, $[2\text{-NH}_2\text{-Pym}]_0 = 1.0 \times 10^{-3}$ mol dm⁻³, and temperature = 298 K.

Table 3: ¹H NMR spectral data of 3a-, 3b-, 3c-, 4a-, 4b-, and 4c-perchlorates in CD₃CN

Compound ^h	δ , ppm (J, Hz)										
	4-H ^a	5-H ^a	8-H ^b	9-H	10-H	11–15-H ^c	N(1)-CH ₃	N(1)-CH ₂	N(1)-CH ₂ -CH ₃	a,c-H ^d	b,-H ^e
3a -diperchlorate	7.01	6.83	7.88 (7.0) ^d	7.59 ^c	7.60	4.12				9.03 (7.0)	8.54 (7.0)
3b -diperchlorate	7.03	6.86	7.90 (7.0) ^d	7.62 ^c	7.62		4.30 (9.0) ^g	1.65 (7.0) ^e		9.05 (7.0)	8.55 (7.0)
3c -diperchlorate	7.05	6.90	7.92 (7.0) ^d	7.72 ^c	7.63		5.71 ^{b, f}			9.08 (7.0)	8.57 (7.0)
4a -diperchlorate	7.02	6.81	8.01	7.81 (7.0) ^d	7.81	4.15				9.05 (7.0)	8.58 (7.0)
4b -diperchlorate	7.03	6.87	8.05	7.83 (7.0) ^d	7.83		4.32 (9.0) ^g	1.61 (7.0) ^e		9.08 (7.0)	8.59 (7.0)
4c -diperchlorate	7.07	6.92	8.10	7.88 (7.0) ^d	7.88		5.75 ^{b, f}			9.10 (7.0)	8.61 (7.0)

^a Broad singlet; ^b Singlet; ^c Multiplet; ^d Doublet; ^e Triplet; ^f Ph-H : 7.45 – 7.55 ppm; ^g Quartet; ^h $\delta(\text{NH}_2)$: 4.26–4.32 (broad) ppm

Authors' contributions

This work was prepared by AM's research group: PKG helped design and carry out the experiments in addition to drafting the manuscript. SS carried out the IR and ¹H NMR spectra analysis and product characterization and participated in the discussion of the manuscript. This project was based on the ideas of AM and carried out with his guidance and consultation.

Acknowledgements

Financial help from Jadavpur University is gratefully acknowledged. We thank Dr. C. Sinha, Professor of Chemistry, Jadavpur University for his sincere all round help and helpful comments through discussion.

References

- Lippard S J, Bertini I, Gray HB, Lippard S J, Valentine J S, Eds: **Bioinorganic Chemistry**. University Science Books: Mill Valley, CA 1994:505.
- Beer PD: **Transition-metal receptor systems for the selective recognition and sensing of anionic guest species**. *Acc Chem Res* 1998, **31**:71-80.
- Yoo J, Sohn YS, Do YK: **Synthesis, structures and antitumor activity of the first crown ester-linked bipyridyl platinum complexes**. *J Inorg Biochem* 1999, **73**:187-193.
- Li J, Zheng ML, King I, Doyle TW, Chan SH: **Biological Properties of Citrus Flavonoids Pertaining**. *Curr Med Chem* 2001, **8**:121-133.
- Banerjee P: **Interaction of nitrogen bases with some platinum(II) and palladium(II) complexes – usual and unusual features**. *Coord Chem Rev* 1999, **190–192**:19-28.
- Lippert B: **Impact of Cisplatin on the recent development of Pt coordination chemistry: a case study**. *Coord Chem Rev* 1999, **182**:263-295.
- Kato M, Takahashi J, Sugimoto Y, Kosuge C, Kishi S, Yano S: **Selective formation of integrated stacks of (α -diimine)(ethylene-diamine)platinum(II) and neutral π systems of the phenanthrene type**. *J Chem Soc Dalton Trans* 2001:747-752.
- Chen H, Parkinson JA, Pearsons S, Coxall RA, Gould RO, Sadler PJ: **Organometallic Ruthenium(II) Diamine Anticancer Complexes: Arene-Nucleobase Stacking and Stereospecific Hydrogen-Bonding in Guanine Adducts**. *J Am Chem Soc* 2002, **124**:3064-3082.
- Velders AH, Kooijman H, Spek AL, Hassnoot JG, de Vos D, Reedijk J: **Strong Differences in the in Vitro Cytotoxicity of Three Isomeric Dichlorobis(2-phenylazopyridine)ruthenium(II) Complexes**. *Inorg Chem* 2000, **39**:2966-2967.
- Kovala-Demertzi D, Boccarelli A, Demertzis MA, Coluccia M: **In vitro Antitumor Activity of 2-Acetyl Pyridine 4N-Ethyl Thiousemicarbazone and Its Platinum(II) and Palladium(II) Complexes**. *Chemotherapy* 2007, **53**:148-152.
- Divsalar A, Saboury AA, Mansoori-Torshizi H, Hemmatinejad B: **Comparative and Structural Analysis of the Interaction between β -Lactoglobulin type A and B with a New Anticancer component (2,2'-Bipyridin n-Hexyl DithiocarbamatePd(II) nitrate)**. *Bulletin of the Korean Chem Soc* 2006, **27**:1801-1808.
- Butour JL, Wimmer S, Wimmer F, Castan P: **Palladium(II) compounds with potential antitumor properties and their platinum analogues: a comparative study of the reaction of some orotic acid derivatives with DNA in vitro**. *Chemico-Biological Interactions* 1997, **104**:165-178.
- Umreiko DS, Kachurina DN, Chernikova IE, Novitskii GG, Sinitsyn NM, Buslaeva TM, Efanov VI: **Structure and anti-tumor activity of Palladium complexes with hexamethylenetetramine**. *Zdravookhranenie Belorussii* 1986, **12**:22-24.
- Fiallo MML, Garnier-Suillerot A: **Metal Anthracycline Complexes as a New Class of Anthracycline Derivatives. Pd(II)-Adriamycin and Pd(II)-Daunorubicin Complexes: Physicochemical Characteristics and Antitumor Activity**. *Biochemistry* 1986, **25**:924-930.
- Misra TK, Das D, Sinha C, Ghosh PK, Pal CK: **Chemistry of Azoimidazoles: Synthesis, Spectral Characterization, Electrochemical Studies, and X-ray Crystal Structures of Isomeric Dichloro Bis [1-alkyl-2-(arylo)imidazole] Complexes of Ruthenium(II)**. *Inorg Chem* 1998, **37**:1672-1678.
- Byabartta P, Santra PK, Misra TK, Sinha C, Kennard CHL: **Synthesis, spectral characterisation, redox studies of isomeric dichloro-bis-[1-alkyl-2-(naphthyl-(α/β)-azo)imidazole]ruthenium(II). Single crystal X-ray structure of blue-green dichloro-bis-[1-ethyl-2-(naphthyl- α -azo)imidazole]ruthenium(II)**. *Polyhedron* 2001, **20**:905-913.
- Santra PK, Misra TK, Das D, Sinha C, Slawin AMZ, Woollins JD: **Chemistry of azopyrimidines. Part II. Synthesis, spectra, electrochemistry and X-ray crystal structures of isomeric dichloro bis[2-(arylo)pyrimidine] complexes of ruthenium(II)**. *Polyhedron* 1999, **18**:2869-2878.
- Pal S, Das D, Chattopadhyay P, Sinha C, Panneerselvam K, Lu T-H: **Synthesis, spectral and electrochemical properties of 1-alkyl-2-(naphthyl- β -azo)imidazole complexes of platinum(II) and the reaction with pyridine bases. Single-crystal X-ray structure of dichloro-[1-ethyl-2-(naphthyl- β -azo)imidazole]platinum(II)**. *Polyhedron* 2000, **19**:1263-1270.
- Rauth GK, Pal S, Das D, Sinha C, Slawin AMZ, Woollins JD: **Synthesis, spectral characterization and electrochemical studies of mixed-ligand complexes of platinum(II) with 2-(arylo)pyridines and catechols. Single-crystal X-ray structure of dichloro[2-(phenylazo)pyridine]platinum(II)**. *Polyhedron* 2001, **20**:363-372.
- Roy R, Chattopadhyay P, Sinha C, Chattopadhyay S: **Synthesis, spectral and electrochemical studies of arylazopyridine complexes of palladium(II) with dioxolenes**. *Polyhedron* 1996, **15**:3361-3369.
- Das D, Nayak MK, Sinha C: **Chemistry of azoimidazoles. Synthesis, spectral characterization and redox studies of N(1)-benzyl-2-(arylo)imidazolepalladium(II) chloride**. *Transition Met Chem* 1997, **22**:172-175.
- Das D, Sinha C: **Synthesis, spectral and electrochemical characterization of (dithiocarbamate) (aryloimidazole)Palladium(II) perchlorates**. *Transition Met Chem* 1998, **23**:309-311.
- Bugarčić ŽD, Nandibewoor ST, Hamza MSA, Heinemann F, van Eldik R: **Kinetics and mechanism of the reactions of Pd(II) complexes with azoles and diazines. Crystal structure of [Pd(bpma)(H₂O)](ClO₄)₂·2H₂O**. *Dalton Trans* 2006:2984-2990.
- Breet E, van Eldik R: **Hydrogen carbonate inhibited and induced substitution reactions of labile square-planar diethylenetriaminepalladium (II) complexes**. *Berichte der Bunsen-Gesellschaft* 1998, **102**:1418-1427.
- Shoukry A, Rau T, Shoukry M, van Eldik R: **Kinetics and mechanisms of the ligand substitution reactions of bis(amine)(cyclobutane-1,1-dicarboxylato)palladium(II)**. *J Chem Soc, Dalton Trans* 1998:3105-3112.
- Hohmann H, Suvachittanont S, van Eldik R: **A kinetic study of the substitution behaviour of aqua and chloro complexes of ethylenediaminepalladium(II) in aqueous solution**. *Inorg Chim Acta* 1990, **177**:51-58.
- Berger J, Kotowski M, van Eldik R, Frey U, Helm L, Merbach AE: **Kinetics and Mechanism of Solvent-Exchange and Anation Reactions of Sterical Hindered Diethylenetriamine Complexes of Palladium (II) in Aqueous Solution**. *Inorg Chem* 1989, **28**:3759-3765.
- Saha S, Ghosh PK, Mahapatra A: **Interaction Between Pd(RaaiR')Cl₂ and Adenine: Reaction Dynamics and Mechanism [RaaiR' = 1-alkyl-2-(arylo)imidazole]**. *Transition Met Chem* 2005, **30**:706-711.
- Saha S, Majumdar T, Mahapatra A: **Mechanism of Interaction of DNA Bases with Pd(II)-azoimidazoles: The Cytosine Case**. *Inorg Reac Mech* 2006, **6**:19-29.
- Saha S, Majumdar T, Mahapatra A: **Kinetic and mechanistic studies of the interaction of 2-mercapto pyridine with dichloro[1-alkyl-2-(arylo)imidazole] palladium(II) complexes**. *Transition Met Chem* 2006, **31**:1017-1023.
- Saha S, Majumdar T, Mahapatra A: **Kinetic and mechanistic studies on the interaction of 2-aminopyrimidine with dichloro[1-alkyl-2-(arylo)imidazole]palladium (II) complexes**. *Indian J Chem* 2006, **45A**:877-881.
- Saha S, Sarkar PK, Mahapatra A: **Kinetics and Mechanism of the Reactions of Picolinic Acid with Dichloro-{1-alkyl-2-(arylo)imidazole}palladium(II) Complexes**. *Transition Met Chem* 2006, **31**:389-395.

33. Ghosh PK, Saha S, Mahapatra A: **Pd-Cl cleavage of dichloro-[1-alkyl-2-(naphthylazo) imidazole] palladium(II) complexes by picolinic acid : Kinetic and mechanistic studies.** *Polyhedron* 2007 in press.
34. Saha S, Mahapatra A: **Interaction Between Pd(RaaiR')Cl₂ and HQ: Reaction Dynamics and Mechanism (RaaiR'= 1-alkyl-2-(arylo)imidazole; HQ = 8-Quinolinol).** *Inorg React Mech* 2006, **6**:71-80.
35. Ghosh PK, Saha S, Mahapatra A: **Mechanistic studies on the Pd-Cl cleavage of dichloro-[1-alkyl-2-(naphthylazo)imidazole]palladium(II) complexes by 8-quinolinol.** *Polyhedron* 2007, **26**:2655-2662.
36. Zamora F, Kunsman M, Sabat M, Lippert B: **Metal-Stabilized Rare Tautomers of Nucleobases. Imino Tautomer of Adenine in a Mixed-Nucleobase Complex of Mercury(II).** *Inorg Chem* 1997, **36**:1583-1587.
37. Jolibois F, Cadet J, Grand A, Subra R, Rega N, Barone V: **Structures and Spectroscopic Characteristics of 5,6-Dihydro-6-thymyl and 5,6-Dihydro-5-thymyl Radicals by an Integrated Quantum Mechanical Approach Including Electronic, Vibrational, and Solvent Effects.** *J Am Chem Soc* 1998, **120**:1864-1871.
38. Dinda J, Das D, Santra PK, Sinha C, Falvello LR: **Cyclopalladation versus hydroxylation. A case of pH dependence.** *J Organomet Chem* 2001, **629**:28-38.
39. Roy R, Das D, Banerjee M, Sinha C, Mahapatra A: **Nucleophilic ligand displacement in dichloro[2-(arylo)heterocycle]palladium(II) complexes by benzimidazole – a kinetic and mechanistic study.** *Trans Met Chem* 2001, **26**:205-211.
40. Roy R, Misra TK, Sinha C, Mahapatra A, Sanyal A: **Kinetics and mechanism of nucleophilic substitution of dichloroarylopyridinepalladium(II) by pyridine bases.** *Transition Met Chem* 1997, **22**:453-458.
41. Pal CK, Chattopadhyay S, Sinha C, Bandyopadhyay D, Chakravorty A: **Facile regiospecific aromatic hydroxylation in palladium azopyridines and structural characterization of phenolato product.** *Polyhedron* 1994, **13**:999-1003.
42. Goswami S, Kharmawphlang W, Deb AK, Peng SM: **Monovalent copper complexes of N-aryl-pyridine-2-aldimine. Synthesis, characterization and structure.** *Polyhedron* 1996, **15**:3635-3641.
43. Wakatsuki Y, Yamazaki M, Grutasch PA, Santhanam M, Ku AC: **Study of intramolecular sensitization and other excited-state pathways in orthometalated azobenzene complexes of palladium (II).** *J Am Chem Soc* 1985, **107**:8153-8159.
44. Baikalova LV, Zyryanov IA, Afonin AV, Trofimov BA: **Features of 2-, 3-Aminopyridines and 2-Aminopyrimidine Condensation with 2-Formylimidazoles.** *Russian Journal of Organic Chemistry* 2002, **38**:1674-1680.

Publish with **ChemistryCentral** and every scientist can read your work free of charge

“Open access provides opportunities to our colleagues in other parts of the globe, by allowing anyone to view the content free of charge.”

W. Jeffery Hurst, The Hershey Company.

- available free of charge to the entire scientific community
- peer reviewed and published immediately upon acceptance
- cited in PubMed and archived on PubMed Central
- yours — you keep the copyright

Submit your manuscript here:

<http://www.chemistrycentral.com/manuscript/>



ChemistryCentral